



Technical details

Product No.	A41N2416H0xx	A41N2414H1xx
Led Q.ty (LEDs/M)	160	140
Led Type	2835	2835
Power (W/M)	14,4	11,52
Voltage (V)	24 ±3%	24 ±3%
Current (mA/M)	600	480
CRI (Ra)	≥ 80	≥ 80
Lenght/Reel (M)	5	10
Water-proof rating	IP67	IP67

Non-directional or directional light source:	Non-directional (NDLS)
Mains or non-mains light source:	Non-mains (NMLS)
Dimmable:	Only with specific LED drivers
Cables type:	30cm Ø6mm (double ended)
Pcb material:	COPPER
Protection against electric shock:	Class III
Version:	Integral
Safety isolating:	See electronic controlgear
Lumen maintenance factor:	96%
Survival factor:	100%
Nominal lifetime LM-80:	L70 B50 >50000 h
Photobiological Safety (Blue light hazard) according to IEC TR 62778:	Risk Exempt (RG0 group)

LED STRIPS – LED 2835 – 24V – NEON – IP67 – Outdoor

Lumens per meter

Color Temperature	A41N2416H0xx	A41N2414H1xx
2700K	1400 lm	950 lm
3000K	1430 lm	970 lm
4000K	1490 lm	1010 lm

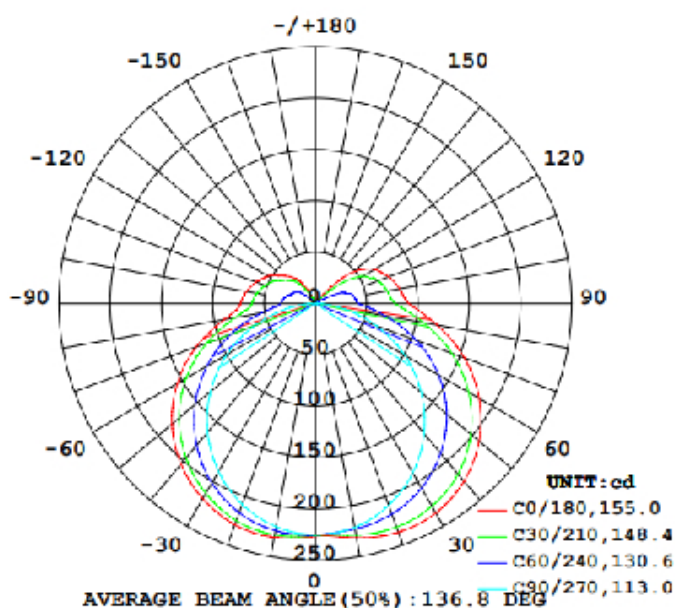
• Due to tolerances of the production process and the electrical components, values for light output and electrical power can vary up to 15%.

Efficacy

Color Temperature	A41N2416H0xx	A41N2414H1xx
2700K	97 lmW	82 lmW
3000K	99 lmW	84 lmW
4000K	103 lmW	88 lmW

• Note: “xx”=“27”(2700K)/“30”(3000K)/“40”(4000K)

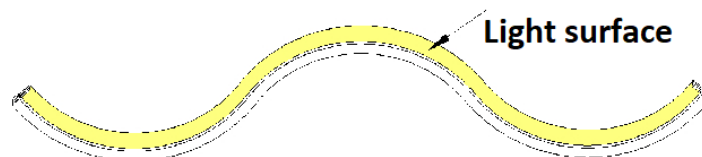
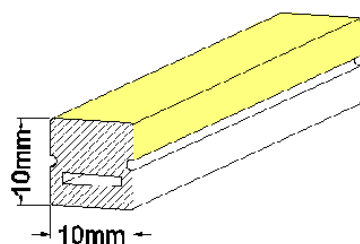
Light distribution



Working conditions

Working Temperature (°C)	-20 ÷ 45
Storage Temperature (°C)	0 ÷ 60
Voltage Range (Vdc)	23 ÷ 25
Reverse Voltage (Vdc)	25
Reference temperature (Tc) (on the PCB of internal strip)	65° C

Dimensions



- Dimension tolerance $\pm 0.5\text{mm}$;

Dimensions	A41N2416H0xx	A41N2414H1xx	Tolerance
Reel length (mm)	5050	10000	$\pm 0,5\text{mm}$
Cutting point (mm)	50	50	± 2




Weight/5m reel

A41N2416H0xx	835 gr.
--------------	---------

Weight/10m reel

A41N2414H1xx	1825 gr.
--------------	----------

Accessories

Image	Part No.	Description
	A41KIT3NEONB	Cutting accessories set (1 Front & 1 end cap, 1 power cord)
	A41KIT4NEONB	Installation accessories set (5 plastic mounting clips + 10 screws)
	A41BARNEONHO	1 meter aluminium profile + 2 screws

Safety warning

- Install in accordance with national standards and local electrical codes.
- This product must be installed and maintained by a qualified electrician.
- Only install it with Class 2 DC constant voltage driver, do not use this product if it does not comply with Class 2 standard.
- The power of drive must meet the output of the rated power, and do not exceed the specified output power.
- Use a cable with rated temperature at least 80 ° C and be certified for external connection of the electrical equipment.
- Improper electrical installation may cause the cable to overheat and cause a fire. Please use a suitable cable between the driver, the lamp, and the controller. When selecting a wire, the voltage and current must meet the rated values.
- The LED module itself and all its components must not be mechanically stressed.
- Assembly must not damage or destroy conducting paths on the circuit board.
- To avoid mechanical damage, the LED modules should be mounted securely to the intended substrate. Heavy vibration should be avoided.
- Installation of LED modules (with power supplies) needs to be made with regard to all applicable electrical and safety standards. Only qualified personnel should be allowed to perform installations.
- Observe correct polarity! Incorrect polarity will lead to no light emission and may cause damage of the LED module.
- Parallel connection is highly recommended as safe electrical operation mode. Serial connection is not recommended. Unbalanced voltage drop can cause hazardous overload and damage the LED module.
- When mounting on metallic or otherwise conductive surfaces, there needs to be an electrical isolation at soldering points between module and the mounting surface.
- Pay attention to ESD steps when mounting the module.
- Please ensure that the power supply is of adequate power to operate the total load.
- Damage by corrosion will not be honored as a materials defect claim. It is the user's responsibility to provide suitable protection against corrosive agents such as moisture and condensation and other harmful elements.
- For applications involving exposure to humidity and dust the module must be protected by a fixture or housing with a suitable protection class.