

## Downlights Slim

### Slim Downlights

**GARANTÍA 3 AÑOS**  
**3 YEARS WARRANTY**



#### DESCRIPCIÓN - DESCRIPTION

Gracias a la tecnología LED SMD, estos nuevos downlights le proporcionan una iluminación más uniforme en toda la estancia. El producto incluye el driver integrado. De conexión rápida..  
Alcanza una eficiencia rodeando los 80lm/W.  
Disponible en distintos tamaños, potencias y temperaturas de color.

*Due to SMD LED technology, these new downlights provide more uniform lighting throughout the room.  
The product includes the integrated driver. Quick connection...  
It reaches an efficiency of around 80lm/W.  
Available in different sizes, powers and color temperatures.*

#### ENLACES RELACIONADOS - RELATED LINKS

- [Declaración de conformidad CE / CE Declaration of Conformity](#)
- [ISO 9001](#)
- [ISO 14001](#)

#### GARANTÍA - WARRANTY

ALG le ofrece una garantía de **3 años** desde la fecha de compra.

*ALG offers you a 3-year warranty from the date of purchase.*



ALG dispone de un Sistema de Gestión de la Calidad según la norma ISO 9001 desde 1998 y desde el año 2001 estamos certificados con la norma 14001 para mejor conservación y protección del Medio Ambiente

*ALG has a Quality Management System according to the ISO 9001 standard since 1998 and since 2001 we have been certified with the 14001 standard for better conservation and protection of the Environment.*

## INFORMACIÓN TÉCNICA - TECHNICAL INFORMATION: SLIM 6W

## DATOS COMERCIALES / COMMERCIAL DATA

CODE	67827	67828
REFERENCE	DOWN SLIM 6W 40K	DOWN SLIM 6W 60K

## DATOS ELECTRICOS / ELECTRICAL DATA

INPUT VOLTAGE	230V	230V
FREQUENCY	50Hz	50Hz
POWER	6W	6W
POWER FACTOR	0,70	0,70

## DATOS FOTOMÉTRICOS / PHOTOMETRIC DATA

EFFICACY (LM/W)	70lm/W	70lm/W
LUMINOUS FLUX (LM)	420lm	420lm
CCT (KELVIN)	4000K	6000K
CRI	80	80
BEAM ANGLE	100°	100°

## VIDA ÚTIL Y MEDIO AMBIENTE / LIFESPAN &amp; ENVIRONMENTAL DATA

ENERGY CLASS	G	G
CONSUMPTION	6kWh/1000h	6kWh/1000h
LIFESPAN	35000h	35000h
ON/OFF CICLES	20000	20000
USE (H/DAY)	8h/day	8h/day
WORKING TEMP.	-20°C~+40°C	-20°C~+40°C

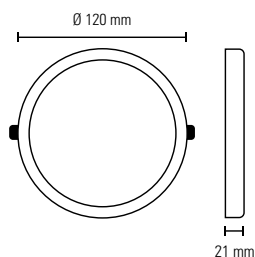
## CARACTERÍSTICAS FÍSICAS / PHYSICAL CHARACTERISTICS

SIZE	Ø120x21mm	Ø120x21mm
CUTTING SIZE	108mm	108mm
IP PROTECTION	IP20	IP20

## EMBALAJE / PACKAGING

CODE	67827	67828
REFERENCE	DOWN SLIM 6W 40K	DOWN SLIM 6W 60K
UNITS MIDDLE BOX	30	30

## DIMENSIONES - SIZE



## INFORMACIÓN TÉCNICA - TECHNICAL INFORMATION: SLIM 12W

## DATOS COMERCIALES / COMMERCIAL DATA

CODE	67172	67624	67625
REFERENCE	DOWN SLIM 12W 30K	DOWN SLIM 12W 40K	DOWN SLIM 12W 60K

## DATOS ELECTRICOS / ELECTRICAL DATA

INPUT VOLTAGE	230V	230V	230V
FREQUENCY	50Hz	50Hz	50Hz
POWER	12W	12W	12W
POWER FACTOR	0,70	0,70	0,70

## DATOS FOTOMÉTRICOS / PHOTOMETRIC DATA

EFFICACY (LM/W)	83lm/W	83lm/W	83lm/W
LUMINOUS FLUX (LM)	1000lm	1000lm	1000lm
CCT (KELVIN)	3000K	4000K	6000K
CRI	80	80	80
BEAM ANGLE	100°	100°	100°

## VIDA ÚTIL Y MEDIO AMBIENTE / LIFESPAN &amp; ENVIRONMENTAL DATA

ENERGY CLASS	F	F	F
CONSUMPTION	12kWh/1000h	12kWh/1000h	12kWh/1000h
LIFESPAN	35000h	35000h	35000h
ON/OFF CICLES	20000	20000	20000
USE (H/DAY)	8h/day	8h/day	8h/day
WORKING TEMP.	-20°C~+40°C	-20°C~+40°C	-20°C~+40°C

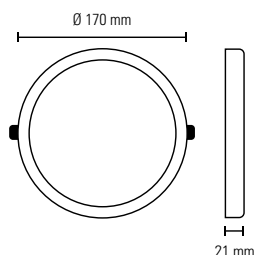
## CARACTERÍSTICAS FÍSICAS / PHYSICAL CHARACTERISTICS

SIZE	Ø170x21mm	Ø170x21mm	Ø170x21mm
CUTTING SIZE	160mm	160mm	160mm
IP PROTECTION	IP20	IP20	IP20

## EMBALAJE / PACKAGING

CODE	67172	67624	67625
REFERENCE	DOWN SLIM 12W 30K	DOWN SLIM 12W 40K	DOWN SLIM 12W 60K
UNITS MIDDLE BOX	30	30	30
SIZE OF INDIVIDUAL BOX	220x185x32mm	220x185x32mm	220x185x32mm

## DIMENSIONES - SIZE



## INFORMACIÓN TÉCNICA - TECHNICAL INFORMATION: SLIM 18W

### DATOS COMERCIALES / COMMERCIAL DATA

CODE	67173	67626	67627
REFERENCE	DOWN SLIM 18W 30K	DOWN SLIM 18W 40K	DOWN SLIM 18W 60K

### DATOS ELECTRICOS / ELECTRICAL DATA

INPUT VOLTAGE	230V	230V	230V
FREQUENCY	50Hz	50Hz	50Hz
POWER	18W	18W	18W
POWER FACTOR	0,70	0,70	0,70

### DATOS FOTOMÉTRICOS / PHOTOMETRIC DATA

EFFICACY (LM/W)	86lm/W	86lm/W	86lm/W
LUMINOUS FLUX (LM)	1550lm	1550lm	1550lm
CCT (KELVIN)	3000K	4000K	6000K
CRI	80	80	80
BEAM ANGLE	100°	100°	100°

### VIDA ÚTIL Y MEDIO AMBIENTE / LIFESPAN & ENVIRONMENTAL DATA

ENERGY CLASS	F	F	F
CONSUMPTION	18kWh/1000h	18kWh/1000h	18kWh/1000h
LIFESPAN	35000h	35000h	35000h
ON/OFF CICLES	20000	20000	20000
USE (H/DAY)	8h/day	8h/day	8h/day
WORKING TEMP.	-20°C~+40°C	-20°C~+40°C	-20°C~+40°C

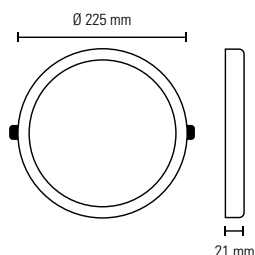
### CARACTERÍSTICAS FÍSICAS / PHYSICAL CHARACTERISTICS

SIZE	Ø222x21mm	Ø222x21mm	Ø222x21mm
CUTTING SIZE	210mm	210mm	210mm
IP PROTECTION	IP20	IP20	IP20

### EMBALAJE / PACKAGING

CODE	67173	67626	67627
REFERENCE	DOWN SLIM 18W 30K	DOWN SLIM 18W 40K	DOWN SLIM 18W 60K
UNITS MIDDLE BOX	20	20	20
SIZE OF INDIVIDUAL BOX	278x237x32mm	278x237x32mm	278x237x32mm

## DIMENSIONES - SIZE



## INFORMACIÓN TÉCNICA - TECHNICAL INFORMATION: SLIM 24W

### DATOS COMERCIALES / COMMERCIAL DATA

CODE	67174	67628	67629
REFERENCE	DOWN SLIM 24W 30K	DOWN SLIM 24W 40K	DOWN SLIM 24W 60K

### DATOS ELECTRICOS / ELECTRICAL DATA

INPUT VOLTAGE	230V	230V	230V
FREQUENCY	50Hz	50Hz	50Hz
POWER	24W	24W	24W
POWER FACTOR	0,70	0,70	0,70

### DATOS FOTOMÉTRICOS / PHOTOMETRIC DATA

EFFICACY (LM/W)	79lm/W	79lm/W	79lm/W
LUMINOUS FLUX (LM)	1900lm	1900lm	1900lm
CCT (KELVIN)	3000K	4000K	6000K
CRI	80	80	80
BEAM ANGLE	120°	120°	120°

### VIDA ÚTIL Y MEDIO AMBIENTE / LIFESPAN & ENVIRONMENTAL DATA

ENERGY CLASS	F	F	F
CONSUMPTION	24kWh/1000h	24kWh/1000h	24kWh/1000h
LIFESPAN	35000h	35000h	35000h
ON/OFF CICLES	20000	20000	20000
USE (H/DAY)	8h/day	8h/day	8h/day
WORKING TEMP.	-20°C~+40°C	-20°C~+40°C	-20°C~+40°C

### CARACTERÍSTICAS FÍSICAS / PHYSICAL CHARACTERISTICS

SIZE	Ø297x21mm	Ø297x21mm	Ø297x21mm
CUTTING SIZE	285mm	285mm	285mm
IP PROTECTION	IP20	IP20	IP20

### EMBALAJE / PACKAGING

CODE	67174	67628	67629
REFERENCE	DOWN SLIM 24W 30K	DOWN SLIM 24W 40K	DOWN SLIM 24W 60K
UNITS MIDDLE BOX	20	20	20
SIZE OF INDIVIDUAL BOX	335x305x32mm	335x305x32mm	335x305x32mm

## DIMENSIONES - SIZE

